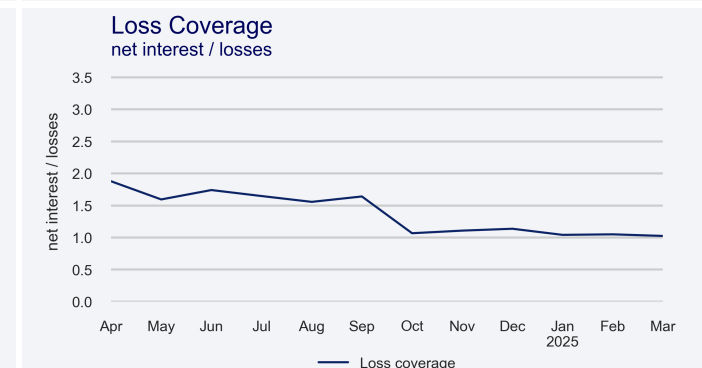
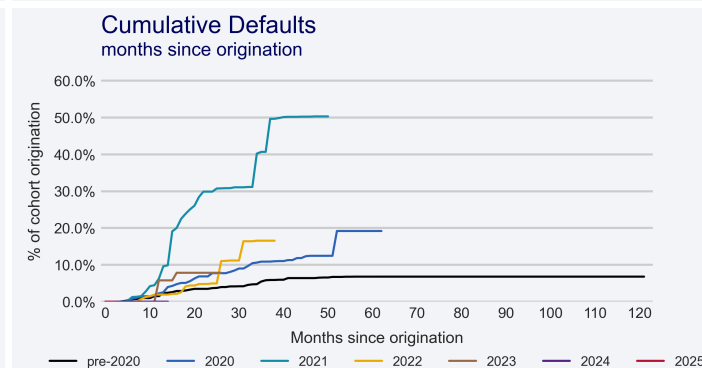
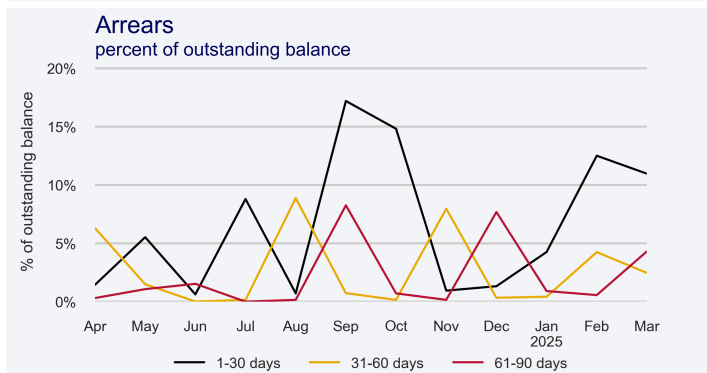
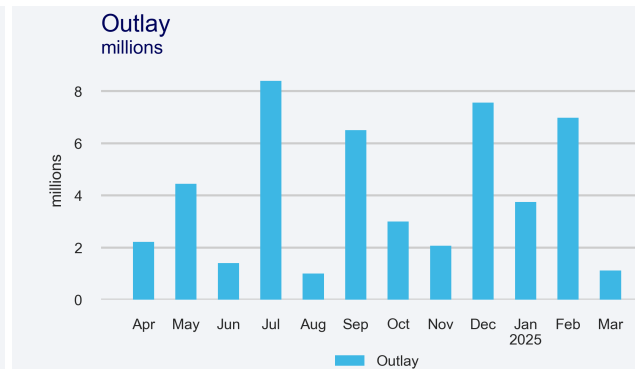
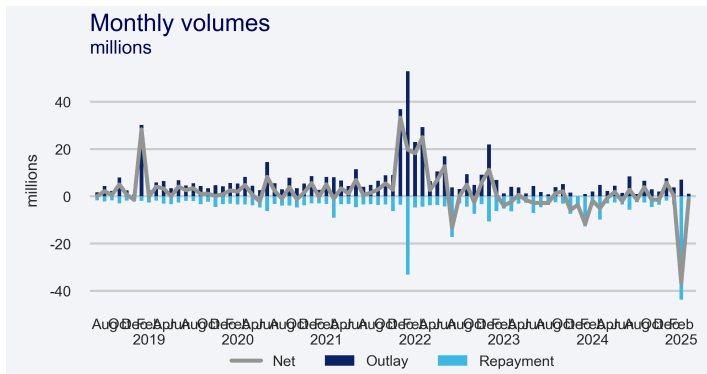


### LOANBOOK PERFORMANCE

Year Originated	Original Principal (kr.000s)	Repayments (kr.000s)	Defaults (kr.000s)	Principal Outstanding (kr.000s)	Arrears >32 days (kr.000s)	Recoveries (kr.000s)	Arrears Rate	Default Rate	Recovery Rate	Net loss (kr.000s)
pre-2020	189,187	176,345	12,857	0	0	6,650	0.00%	6.80%	51.72%	6,207
2020	74,254	59,796	14,246	211	0	5,998	0.00%	19.19%	42.10%	8,248
2021	111,590	52,180	56,128	3,282	191	28,129	5.82%	50.30%	50.12%	27,999
2022	190,917	118,802	31,603	40,513	358	23,059	0.88%	16.55%	72.96%	8,544
2023	34,590	19,101	2,713	12,776	0	764	0.00%	7.84%	28.16%	1,949
2024	44,376	5,985	0	38,391	6,698	0	17.45%	0.00%	0.00%	0
2025	11,848	57	0	11,791	0	0	0.00%	0.00%	0.00%	0
<b>Total</b>	<b>656,763</b>	<b>432,266</b>	<b>117,548</b>	<b>106,949</b>	<b>7,248</b>	<b>64,600</b>	<b>6.78%</b>	<b>17.90%</b>	<b>54.96%</b>	<b>52,948</b>

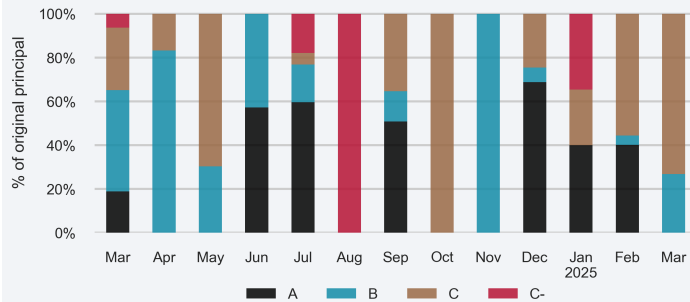
Incorporation Date:	Dec-2013
First Loan Date:	Feb-2015
Lending Sector:	Business, Municipals
Loan Security:	Unsecured, property, other
Redemption:	Amortising, interest-only
Terms:	Up to 10 years
Back-up-Servicer:	Lund Elmer Sandager – Denmark



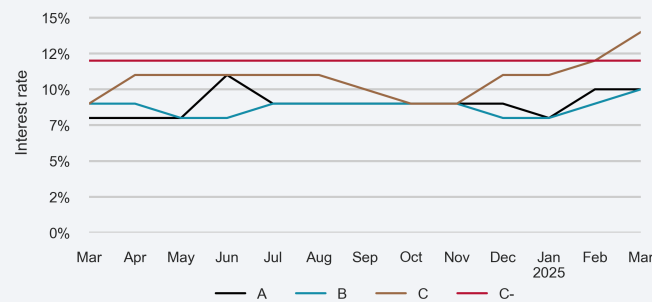
### LOANBOOK COMPOSITION

Risk Band	Original Principal (kr.000s)	Outstanding Balance (kr.000s)	Riskband Composition	Number of Loans	Percent by Number of Loans	Outstanding Principal Factor	Arrears Rate	Default Rate	Recovery Rate	Weighted Average Interest	Weighted Average Term	% Secured
A+	79,825	0	0.00%	7	0.93%	0.00	0.00%	0.00%	0.00%	0.92%	37	84.7%
A	80,301	23,273	21.76%	67	8.93%	0.29	0.00%	3.93%	68.21%	7.42%	38	99.2%
B	213,766	26,066	24.37%	319	42.53%	0.12	6.25%	13.83%	44.27%	7.65%	40	100.0%
C-	109,865	19,825	18.54%	83	11.07%	0.18	4.11%	52.30%	62.96%	8.51%	32	100.0%
C	173,007	37,785	35.33%	274	36.53%	0.22	12.72%	15.82%	48.17%	8.59%	40	98.4%
Total	656,763	106,949	100.00%	750	100.00%	0.16	6.78%	17.90%	54.96%	7.19%	38	99.3%

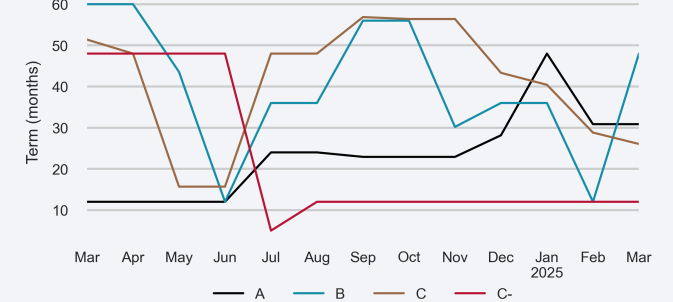
Loan Book Composition by Risk Bands  
percent of principal at origination



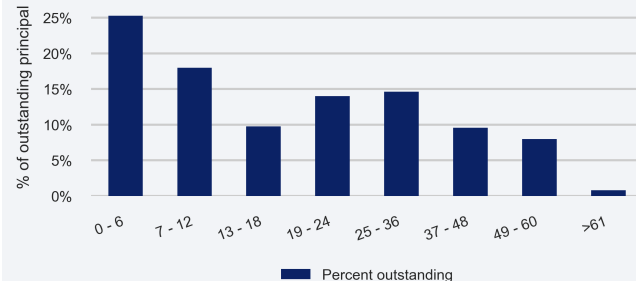
Gross Interest Rate by Risk Band  
weighted by original principal



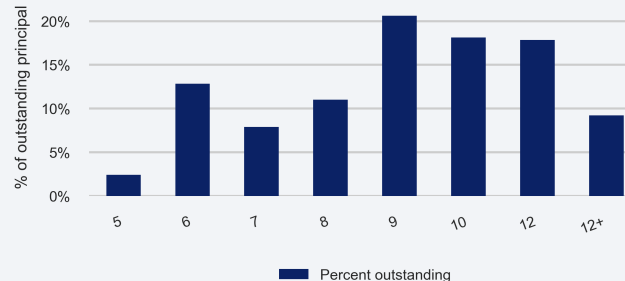
Weighted Average Term  
weighted by original principal



Remaining Term  
% of outstanding principal in months



Interest Rate  
% of outstanding principal



Loan size  
% of outstanding principal, local currency buckets

